





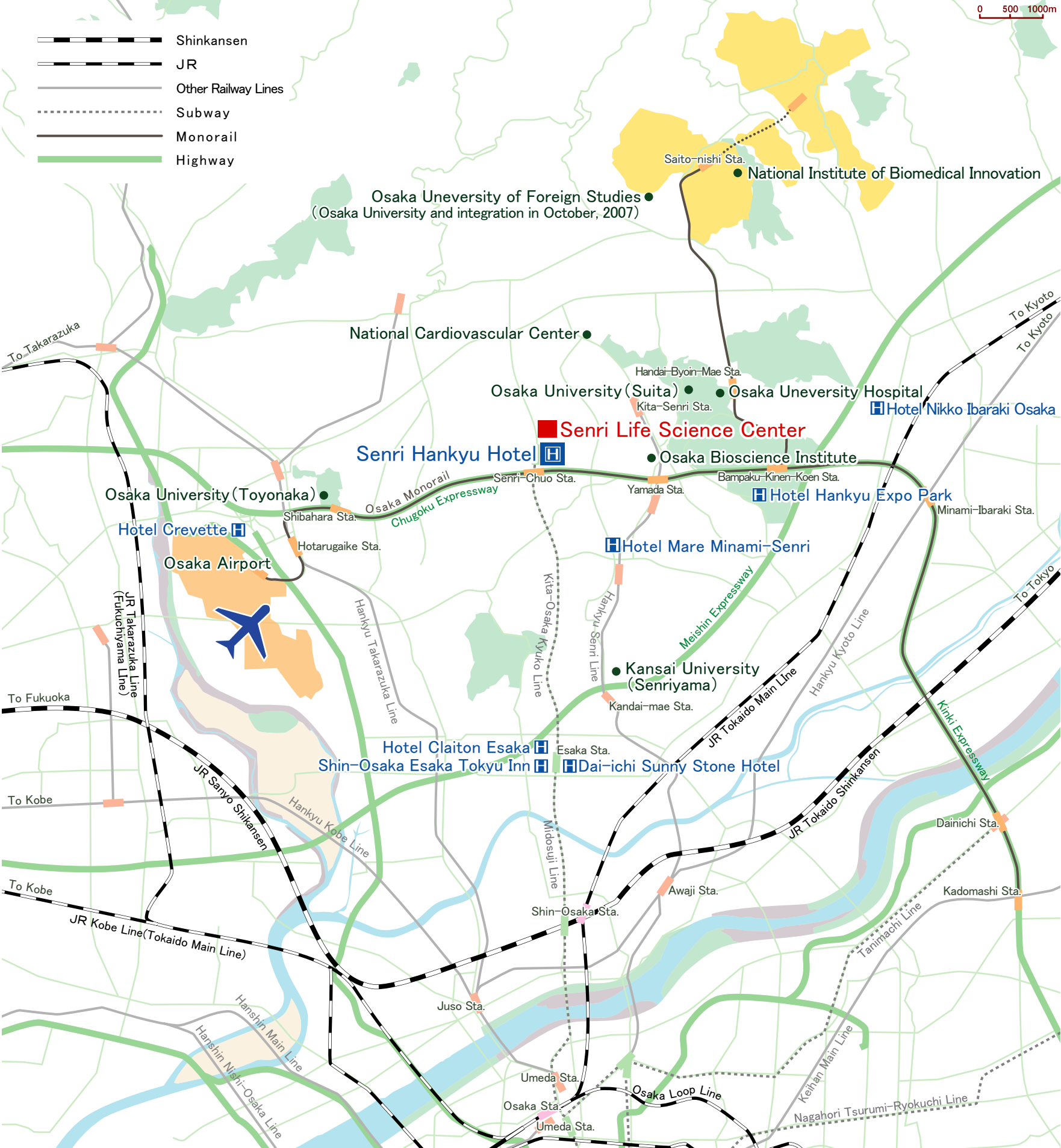


-  Shinkansen
-  JR
-  Other Railway Lines
-  Subway
-  Monorail
-  Highway



Osaka University of Foreign Studies  
(Osaka University and integration in October, 2007)

National Institute of Biomedical Innovation

National Cardiovascular Center

Osaka University (Suita)

Osaka University Hospital

Senri Life Science Center

Hotel Nikko Ibaraki Osaka

Senri Hankyu Hotel

Osaka Bioscience Institute

Hotel Hankyu Expo Park

Osaka University (Toyonaka)

Hotel Crevette

Osaka Airport

Hotel Mare Minami-Senri

Kansai University (Senriyama)

Hotel Claiton Esaka

Shin-Osaka Esaka Tokyu Inn

Dai-ichi Sunny Stone Hotel

To Fukuoka

To Kobe

To Kobe

JR Kobe Line (Tokaido Main Line)

JR Sanyo Shinkansen

Hanshin Main Line

Hanshin Nishi-Osaka Line

Hankyu Kobe Line

Hankyu Takarazuka Line

Osaka Monorail  
Chugoku Expressway

Senri-Chuo Sta.

Kita-Osaka Kyuko Line

Esaka Sta.

Shin-Osaka Sta.

Juso Sta.

Umeda Sta.

Osaka Sta.

Umeda Sta.

Osaka Loop Line

Awaji Sta.

JR Tokaido Main Line

Hankyu Kyoto Line

JR Tokaido Shinkansen

Dainichi Sta.

Kadomashi Sta.

Tanmachi Line

Keihan Main Line

Nagahori Tsurumi-Ryokuchi Line

Kinki Expressway

To Tokyo

To Kyoto

To Kyoto

To Takarazuka

Saito-nishi Sta.

Handai-Byoin-Mae Sta.

Kita-Senri Sta.

Yamada Sta.

Bampaku-Kinen-Koen Sta.

Minami-Ibaraki Sta.

Shibahara Sta.

Hotarugaike Sta.

Kandai-mae Sta.

Dainichi Sta.

Kadomashi Sta.

To Fukuoka

To Kobe

To Kobe

JR Kobe Line (Tokaido Main Line)

JR Sanyo Shinkansen

Hanshin Main Line

Hanshin Nishi-Osaka Line

Hankyu Kobe Line

Hankyu Takarazuka Line

Osaka Monorail  
Chugoku Expressway

Senri-Chuo Sta.

Kita-Osaka Kyuko Line

Esaka Sta.

Shin-Osaka Sta.

Juso Sta.

Umeda Sta.

Osaka Sta.

Umeda Sta.

Osaka Loop Line

Awaji Sta.

JR Tokaido Main Line

Hankyu Kyoto Line

JR Tokaido Shinkansen

Dainichi Sta.

Kadomashi Sta.

Tanmachi Line

Keihan Main Line

Nagahori Tsurumi-Ryokuchi Line

Kinki Expressway

To Tokyo

To Kyoto

To Kyoto

To Takarazuka

Saito-nishi Sta.

Handai-Byoin-Mae Sta.

Kita-Senri Sta.

Yamada Sta.

Bampaku-Kinen-Koen Sta.

Minami-Ibaraki Sta.

Shibahara Sta.

Hotarugaike Sta.

Kandai-mae Sta.

Dainichi Sta.

Kadomashi Sta.

To Fukuoka

To Kobe

To Kobe

JR Kobe Line (Tokaido Main Line)

JR Sanyo Shinkansen

Hanshin Main Line

Hanshin Nishi-Osaka Line

Hankyu Kobe Line

Hankyu Takarazuka Line

Osaka Monorail  
Chugoku Expressway

Senri-Chuo Sta.

Kita-Osaka Kyuko Line

Esaka Sta.

Shin-Osaka Sta.

Juso Sta.

Umeda Sta.

Osaka Sta.

Umeda Sta.

Osaka Loop Line

Awaji Sta.

JR Tokaido Main Line

Hankyu Kyoto Line

JR Tokaido Shinkansen

Dainichi Sta.

Kadomashi Sta.

Tanmachi Line

Keihan Main Line

Nagahori Tsurumi-Ryokuchi Line

Kinki Expressway

To Tokyo

To Kyoto

To Kyoto

To Takarazuka

Saito-nishi Sta.

Handai-Byoin-Mae Sta.

Kita-Senri Sta.

Yamada Sta.

Bampaku-Kinen-Koen Sta.

Minami-Ibaraki Sta.

Shibahara Sta.

Hotarugaike Sta.

Kandai-mae Sta.

Dainichi Sta.

Kadomashi Sta.

To Fukuoka

To Kobe

To Kobe

JR Kobe Line (Tokaido Main Line)

JR Sanyo Shinkansen

Hanshin Main Line

Hanshin Nishi-Osaka Line

Hankyu Kobe Line

Hankyu Takarazuka Line

Osaka Monorail  
Chugoku Expressway

Senri-Chuo Sta.

Kita-Osaka Kyuko Line

Esaka Sta.

Shin-Osaka Sta.

Juso Sta.

Umeda Sta.

Osaka Sta.

Umeda Sta.

Osaka Loop Line

Awaji Sta.

JR Tokaido Main Line

Hankyu Kyoto Line

JR Tokaido Shinkansen

Dainichi Sta.

Kadomashi Sta.

Tanmachi Line

Keihan Main Line

Nagahori Tsurumi-Ryokuchi Line

Kinki Expressway

To Tokyo

To Kyoto

To Kyoto

To Takarazuka

Saito-nishi Sta.

Handai-Byoin-Mae Sta.

Kita-Senri Sta.

Yamada Sta.

Bampaku-Kinen-Koen Sta.

Minami-Ibaraki Sta.

Shibahara Sta.

Hotarugaike Sta.

Kandai-mae Sta.

Dainichi Sta.

Kadomashi Sta.

To Fukuoka

To Kobe

To Kobe

JR Kobe Line (Tokaido Main Line)

JR Sanyo Shinkansen

Hanshin Main Line

Hanshin Nishi-Osaka Line

Hankyu Kobe Line

Hankyu Takarazuka Line

Osaka Monorail  
Chugoku Expressway

Senri-Chuo Sta.

Kita-Osaka Kyuko Line

Esaka Sta.

Shin-Osaka Sta.

Juso Sta.

Umeda Sta.

Osaka Sta.

Umeda Sta.

Osaka Loop Line

Awaji Sta.

JR Tokaido Main Line

Hankyu Kyoto Line

JR Tokaido Shinkansen

Dainichi Sta.

Kadomashi Sta.

Tanmachi Line

Keihan Main Line

Nagahori Tsurumi-Ryokuchi Line

Kinki Expressway

To Tokyo

To Kyoto

To Kyoto

To Takarazuka

Saito-nishi Sta.

Handai-Byoin-Mae Sta.

Kita-Senri Sta.

Yamada Sta.

Bampaku-Kinen-Koen Sta.

Minami-Ibaraki Sta.

Shibahara Sta.

Hotarugaike Sta.

Kandai-mae Sta.

Dainichi Sta.

Kadomashi Sta.

To Fukuoka

To Kobe

To Kobe

JR Kobe Line (Tokaido Main Line)

JR Sanyo Shinkansen

Hanshin Main Line

Hanshin Nishi-Osaka Line

Hankyu Kobe Line

Hankyu Takarazuka Line

Osaka Monorail  
Chugoku Expressway

Senri-Chuo Sta.

Kita-Osaka Kyuko Line

Esaka Sta.

Shin-Osaka Sta.

Juso Sta.

Umeda Sta.

Osaka Sta.

Umeda Sta.

Osaka Loop Line

Awaji Sta.

JR Tokaido Main Line

Hankyu Kyoto Line

JR Tokaido Shinkansen

Dainichi Sta.

Kadomashi Sta.

Tanmachi Line

Keihan Main Line

Nagahori Tsurumi-Ryokuchi Line

Kinki Expressway

To Tokyo

To Kyoto

To Kyoto

To Takarazuka

Saito-nishi Sta.

Handai-Byoin-Mae Sta.

Kita-Senri Sta.

Yamada Sta.

Bampaku-Kinen-Koen Sta.

Minami-Ibaraki Sta.

Shibahara Sta.

Hotarugaike Sta.

Kandai-mae Sta.

Dainichi Sta.

Kadomashi Sta.

To Fukuoka